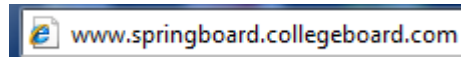


Springboard Online Access – Students

Launch a web browser and navigate to
www.springboard.collegeboard.com



Already Have a College Board Account?

Student information was loaded to SpringBoard at the beginning of the school year.

Enter your **Username (FISD ID#)**
Enter your **Password (8-digit b'day)**
Enter your **School Code (see codes below)**

Click **Student Log In**

SpringBoard®
CollegeBoard
inspiring minds®

Welcome to SpringBoard!
[Click here to learn more about SpringBoard.](#)

Student Login

Username:
Password:
School Code:

Student Log In

If you have forgotten your password, please contact your teacher.

If you don't have a password, [click here to register.](#)

Educator Login

Please click below to access SpringBoard Online.

Educator Log In

First Time Accessing? See [step-by-step registration details.](#)

If you experience problems with any area of the site, please contact:

1. The SpringBoard Coordinator at your school
2. The SpringBoard School Success Team
 - phone: (877) 999-7723
 - email: springboard@collegeboard.org

If you have a College Board account **and can't remember your Username or Password**, notify your teacher.

SpringBoard®
CollegeBoard
inspiring minds®

Welcome to SpringBoard!
[Click here to learn more about SpringBoard.](#)

Student Login

Username:
Password:
School Code:

Student Log In

If you have forgotten your password, please contact your teacher.

If you don't have a password, [click here to register.](#)

Educator Login

Please click below to access SpringBoard Online.

Educator Log In

First Time Accessing? See [step-by-step registration details.](#)

If you experience problems with any area of the site, please contact:

1. The SpringBoard Coordinator at your school
2. The SpringBoard School Success Team
 - phone: (877) 999-7723
 - email: springboard@collegeboard.org

Need a College Board Account?

If you need to create a College Board account, under the **Student Login** area,

Click **Click here to register**

SpringBoard®
CollegeBoard
inspiring minds®

Welcome to SpringBoard!
[Click here to learn more about SpringBoard.](#)

Student Login

Username:
Password:
School Code:

Student Log In

If you have forgotten your password, please contact your teacher.

If you don't have a password, [click here to register.](#)

Educator Login

Please click below to access SpringBoard Online.

Educator Log In

First Time Accessing? See [step-by-step registration details.](#)

If you experience problems with any area of the site, please contact:

1. The SpringBoard Coordinator at your school
2. The SpringBoard School Success Team
 - phone: (877) 999-7723
 - email: springboard@collegeboard.org

Enter the School Code for **your school**

CHS – 130884

FHS – 126453

HHS – 246229

LHS – 213341

LSHS – 261272

WHS – 213589

Stafford – 262991

Clark – 231867

Cobb – 263048

Fowler – 234626

Griffin – 234668

Hunt – 262987

Wester – 241540

Staley - 241976

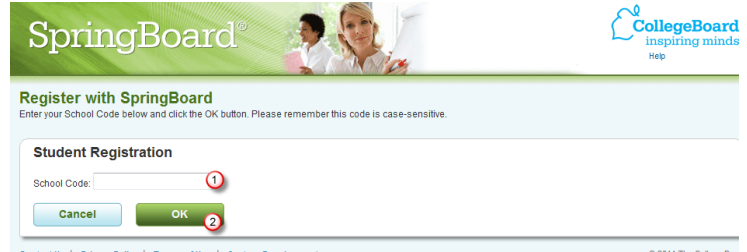
Scoggins – 262989

Roach – 239327

Pioneer – 239661

Maus - 262988

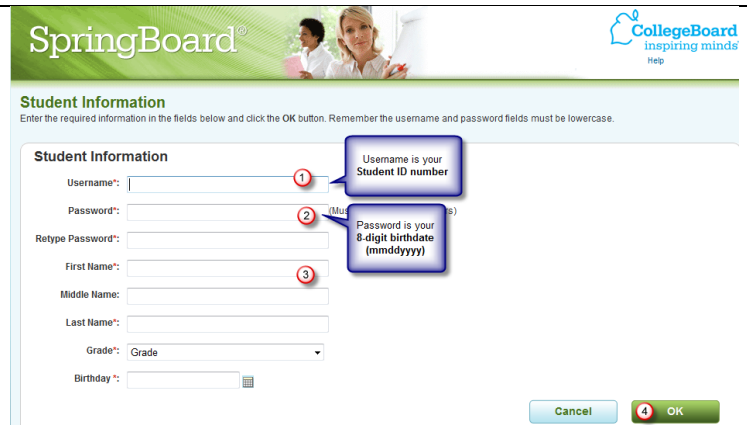
Click **OK**



The image shows the 'Register with SpringBoard' form. At the top, there is a green banner with the SpringBoard logo and a photo of two students. Below the banner, the text reads 'Register with SpringBoard' and 'Enter your School Code below and click the OK button. Please remember this code is case-sensitive.' The form has a title 'Student Registration' and a single input field for 'School Code:'. A red circle with the number '1' is next to the input field. Below the input field are two buttons: 'Cancel' and 'OK'. A red circle with the number '2' is next to the 'OK' button.

Enter student information:

- 1) Username – **Student ID #**
- 2) Password – **8-digit birthdate (in the format mmddyyyy)**
- 3) Name and other info
- 4) Click **OK**



The image shows the 'Student Information' form. At the top, there is a green banner with the SpringBoard logo and a photo of two students. Below the banner, the text reads 'Student Information' and 'Enter the required information in the fields below and click the OK button. Remember the username and password fields must be lowercase.' The form has a title 'Student Information' and several input fields: 'Username*', 'Password*', 'Retype Password*', 'First Name*', 'Middle Name*', 'Last Name*', 'Grade*' (a dropdown menu), and 'Birthday*'. A red circle with the number '1' is next to the 'Username*' field, a red circle with the number '2' is next to the 'Password*' field, and a red circle with the number '3' is next to the 'First Name*' field. Two blue callout boxes are present: one pointing to the 'Username*' field with the text 'Username is your Student ID number' and another pointing to the 'Password*' field with the text 'Password is your 8-digit birthdate (mmddyyyy)'. At the bottom right of the form are two buttons: 'Cancel' and 'OK'. A red circle with the number '4' is next to the 'OK' button.